

# How to Access Digication e-Portfolio Tool

## Table of Contents

- Overview ..... 2
- Accessing Digication via JagWire ..... 2
- Accessing Digication via Blackboard ..... 3
- How to Get Additional Help ..... 4
- Related Documents and Helpful Links ..... 4
- Feedback ..... 4
- Document History ..... 5

# HOW TO ACCESS DIGICATION E-PORTFOLIO TOOL

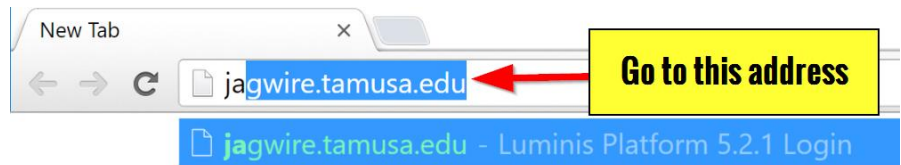
## Overview

This document will show you how to access the Digication e-Portfolio Tool. There are two main ways you can access Digication.

## Accessing Digication via JagWire

The main way to access Digication is through JagWire.

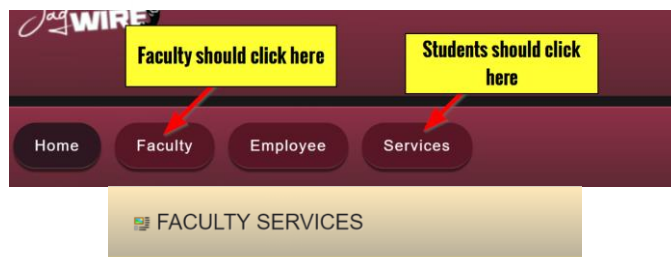
1. Navigate to our JagWire Portal by going to [jagwire.tamusa.edu](http://jagwire.tamusa.edu).



2. Login using your credentials.



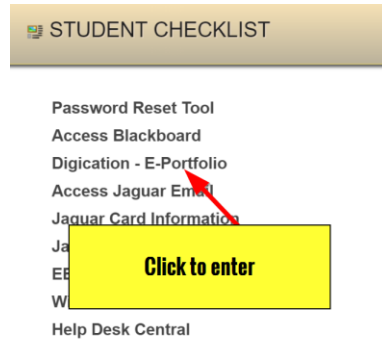
3. Once logged into JagWire, Faculty should click the 'Faculty' tab while Students should click the 'Services' tab.




4. Faculty can find their link to Digication under the 'Faculty Services' box.



5. Student can find their link to Digication under the 'Student Checklist' box.



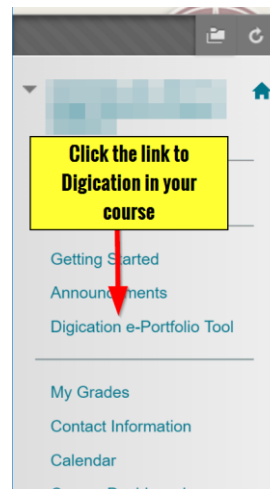
6. You may be asked to accept the Terms and Conditions of Digication.
7. You should then arrive at the Digication Home Screen.



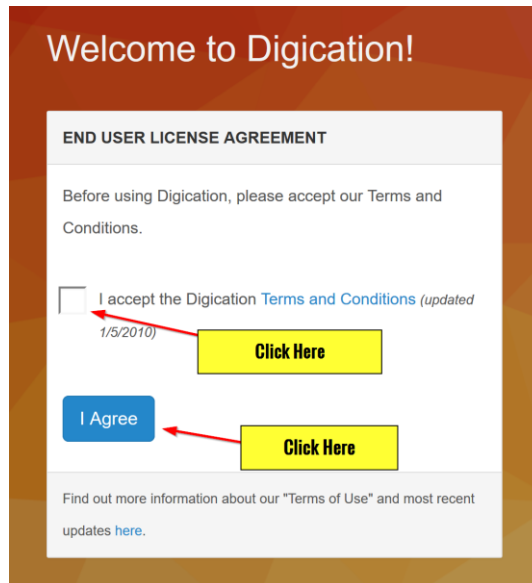
## Accessing Digication via Blackboard

One way to access Digication is through Blackboard. Please note: this method only works if your instructor has enabled Digication.

- I. While in your Blackboard course, look for the Digication Tool Link in the left-hand menu on your course's homepage. Once you find the link, click it.



2. If it is your first time in Digication it will ask you to accept the Terms and Conditions.



3. The Digication Home Screen should populate within the Blackboard Course.



## How to Get Additional Help

If you still have questions, please contact the ITS Helpdesk by calling **210-784-4357 (HELP)**.

## Related Documents and Helpful Links

### Feedback

We welcome your feedback about this document. Please email [ITSFeedback@tamusa.edu](mailto:ITSFeedback@tamusa.edu) or use Twitter [@TAMUSA\\_ITS](https://twitter.com/TAMUSA_ITS).

# Document History

Version	Date	Revision history or Review (Author)
1.0	July 19, 2016	Initial Release (Matt B.)